

MANUMED ST



PARTNER FOR LIFE

With this cost-effective Manumed examination and treatment couch you can treat anywhere, even without a power source. Because the Manumed ST quality couch is available in an electric and hydraulic version.



With the hydraulic version you don't need a socket! This means you can conduct examinations and provide treatment anywhere, with easy height adjustment. The easy-to-operate foot pedal allows you to adjust the height effortlessly. If you do have access to sockets, the electric version provides complete ease of use. A simple press on the button (or use of the easy all-round operation) adjusts the height effortlessly.

Whichever version you choose, the Manumed ST is a quality couch with a stable, quality frame and fitted with high quality upholstery. Thanks to the geometry of the frame, there is also plenty of legroom under the couch, making seated treatment very comfortable for the specialist. With the optional wheel-raise mechanism the couch can be moved easily and quickly. The Manumed ST is the ideal Manumed at a very attractive price.



- Available as a 2-section or 3-section model
- Available as head part or back part version
- Available with hydraulic or electrical height adjustment
- Available in 6 different upholstery colours
- Many options and accessories
- Very attractive price



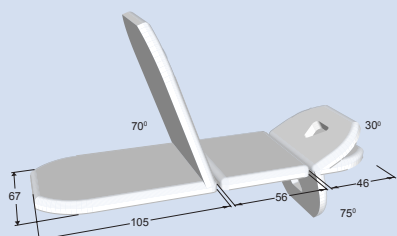
PARTNER FOR LIFE

ENRAF-NONIUS B.V.

Vareseweg 127
3047 AT Rotterdam
The Netherlands
T: +31-(0)10 - 203 06 00
E: info@enraf-nonius.nl
www.enraf-nonius.com

MANUMED ST

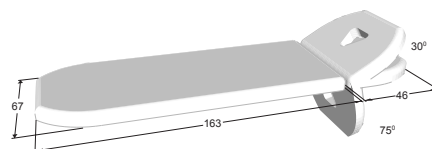
MANUMED ST, 3-SECTION



Manumed ST 3-section, hydraulic H/L

Manumed ST 3-section, electric H/L

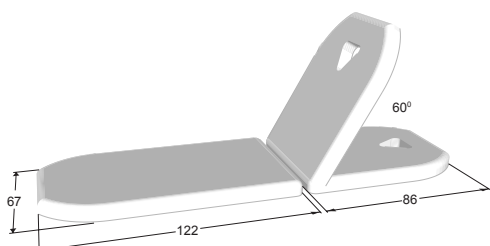
MANUMED ST, 2-SECTION, HEAD-SECTION



Manumed ST 2-section, head-section, hydraulic H/L

Manumed ST 2-section, head-section, electric H/L

MANUMED ST, 2-SECTION, BACK SECTION



Manumed ST 2-section, back-section, hydraulic H/L

Manumed ST 2-section, back-section, electric H/L

TECHNICAL SPECIFICATIONS


Size tabletop (lxw):	207 - 209 x 67 cm
Height adjustment:	45-101 cm
Lifting time (min.-max.):	approximately 25 sec.
Lifting capacity:	150 kg
Power supply:	230VAC 50/60 Hz
Current consumption:	1.0 A max.
Force hydraulic pump:	10.000 N




EXECUTIVE




012
black




213
grey




199
lavender



204
sirius blue



169
cornflower
blue



170
baby blue

Note! Please order together with the couch because of modification of the couch



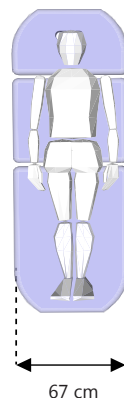
FRAME COLOURS



RaI 7035
grey

UPHOLSTERY OPTION	
Section Width	4 cm thick
67 cm	S

S = Standard



A matching Enraf-Nonius couch for every interior. As in other practices, a pleasant ambience is important in physiotherapy practices. Clients must feel comfortable in the room where they are being treated. As each practice is furnished differently and has its own colour scheme, we regard it as important for the treatment couches to fit in with your look and feel. That is why we can manufacture our treatment couches in several frame and upholstery colours.

Our imitation leather upholstery contains no phthalates and is flame retardant – a unique combination that makes this material suitable for medical use!



OPTIONS⁽¹⁾ MANUMED ST

HEIGHT ADJUSTMENT

- A. Hydraulic
- B. Electric Footswitch (standard)
- C. Electric All-around (optional)
- D. Handswitch (optional)




LIFTING CAPACITY

- A. Electric - max. 150 kg
- B. Hydraulic - max 150 kg



OPTIONAL FEATURES

- A. Wheel raising set
- B. 1550809 Universal safety switch
- C. 1550804 Fold down side support



⁽¹⁾ = NOTE: Please order options together with the couch because of modification of the couch during production



ACCESSORIES MANUMED ST

PAPER ROLL HOLDER AND PAPER ROLLS

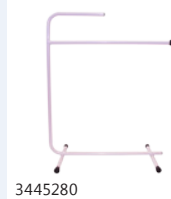
3450105	Paper roll holder for Manumed, for 40, 50 & 60 cm rolls, mounted under headsection
1550800	Paper roll holder for Manumed ST, for 40 & 50 cm rolls, mounted under foot-section
3445280	Paper roll holder, stand-alone model
3445284	Paper roll, width 40 cm, roll-length 150 m, per 5 rolls
3445278	Paper roll, width 50 cm, roll-length 150 m, per 5 rolls
3445279	Paper roll, width 60 cm, roll-length 150 m, per 5 rolls



3450105



1550800



3445280



3445284/3445278/3445279

FIXATION ACCESSORIES

1550815	Fixation horn, black ⁽¹⁾ (set of 2)
1550806	Fixation rail for fixation horn shoulder, armpit (and for gynaecological set)
1550807	Fixation rail for fixation horn armpit (or for gynaecological set)
1550808	Fixation rail for fixation horn shoulder.

⁽¹⁾ = Requires 1550806, 1550807 or 1550808



1550815



1550806



1550807



1550808



FIXATION STRAPS

3445023	Fixation strap with velcro fastener 120 cm
3445014	Fixation strap with velcro fastener 160 cm
3445015	Fixation strap with velcro fastener 240 cm
3445475	Fixation strap with safety lock 250 cm
3445474	Fixation strap with safety lock 350 cm



3445023



3445014 / 3445015



3445474 / 3445475



ACCESSORIES MANUMED ST

STOOLS (AVAILABLE IN ALL COLOURS SHOWN BELOW)

3xxx010	Stool, height adjustable 40-53 cm
3xxx011	Stool, mobile, height adjustable 59-85 cm
3xxx012	Stool, mobile, provided with footrest, height adjustable 59-85 cm
3xxx013	Stool, mobile, anatomic seat, height adjustable 43-56 cm
3xxx020	Stool, mobile, saddle seat, height adjustable 59-85 cm



3xxx010



3xxx011



3xxx012



3xxx013



3xxx020

ROLLS AND CUSHIONS (AVAILABLE IN ALL COLOURS SHOWN BELOW)

3xxx002	Halfroll, flat bottom, small, especially for the ankle	28x9x11 cm
3xxx003	Halfroll, flat bottom, large	56x16x18 cm
3xxx023	Massage roll	50x Ø15 cm
3xxx004	Neck cushion, hourglass type	30x15 cm
3xxx005	Massage cushion	30x28x8 cm
3xxx015	Wedge shaped cushion	50x30x15 cm
1550813	Plug for nosehole, triangular shaped (only available in black)	16,5 x 21 cm
3445297	Wedge shaped, Kaltenborn, rubber model (only available in black)	22,5 x 10,5 x 8,5
3446161	Support bag with sand 1,2 kg ⁽¹⁾	15x25 cm
3446162	Support bag with sand 2 kg ⁽¹⁾	18x27 cm
3446166	Support bag with sand 4 kg ⁽¹⁾	25x35 cm
3446167	Support bag with sand 7 kg ⁽¹⁾	30x45 cm

(1) = only available in grey



3xxx002



3xxx003




3xxx023




3xxx004



3xxx005



3xxx015



1550813



3445297



3446161



3446162



3446166




3446167


EXECUTIVE



012
black




213
grey




199
lavender



204
sirius blue



169
cornflower
blue




170
baby blue



ACCESSORIES MANUMED ST

COUCH COVERS

3445240	Couch cover, with a cutaway for the nose	blue
3445241	Couch cover, with a cutaway for the nose	bordeaux
3445242	Couch cover, with a cutaway for the nose	white
3445244	Couch cover, with a cutaway for the nose	jade
3445249	Couch cover, with a cutaway for the nose	dark grey
3445250	Couch cover, with a cutaway for the nose	royal blue
3445251	Couch cover, with a cutaway for the nose	camel
3445261	Couch cover, without a cutaway for the nose	blue
3445034	Couch cover, without a cutaway for the nose	bordeaux
3445267	Couch cover, without a cutaway for the nose	white
3445262	Couch cover, without a cutaway for the nose	jade
3445248	Couch cover, without a cutaway for the nose	dark grey
3445247	Couch cover, without a cutaway for the nose	royal blue
3445252	Couch cover, without a cutaway for the nose	camel
3445259	Elastic straps for couch cover with clip fittings at both ends, set of 3	



GYNAECOLOGY ACCESSORIES

1550806	Fixation rail for gynaecological set (and for fixation horn shoulder, armpit)
1550807	Fixation rail for gynaecological set (and for fixation horn armpit)
1550810	Gynaecological Comfort set ⁽¹⁾
1550805	Gynaecological set ⁽¹⁾

⁽¹⁾ = Requires 1550806 or 1550807

