

# MANUMED OPTIMAL 3-SECTION



PARTNER FOR LIFE

The versatility of the Manumed Optimal 3-section offers you, the modern and demanding physiotherapist, the perfect treatment and examination couch. Everything is possible: lying and sitting positions, Trendelenburg and flexion position, which can be adjusted during treatment with the patient simply remaining on the couch. In short, the most universal couch available, which gives both the therapist and the patient the experience of comfortable treatment. Elegant in appearance and sturdy on its retractable castors, the Manumed Optimal 3-section is the obvious choice for the therapist who makes high demands on a professional top quality treatment couch.



*"A fantastic all-round examination and treatment couch."*



- 3 (to 5) adjustable sections
- Many adjustable positions, including the flexion- and (anti-) Trendelenburg positions
- Electrically adjustable pli comes standard with electrical high/low variant
- Load capacity up to 200 kg (some models optional to 250 kg)
- Head section folds down completely for better access of the cervical region
- Optimally positioned handles
- Long nose hole, allowing proximal or distal movement of the patient even when lying in prone position
- Optional a triangular nose hole or without nose hole
- Wheel raising mechanism for easy movement of the couch
- Height can be adjusted hydraulically (no mains lead needed) or electrically (very convenient, smooth and quick)
- Completely relaxed starting position in the face-down position with separate head section (optional)

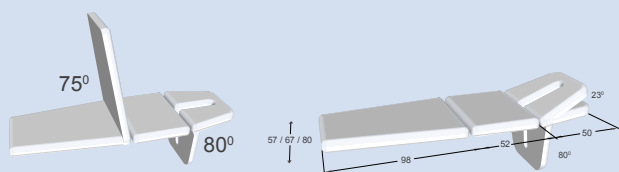


**ENRAF-NONIUS B.V.**  
Vareseweg 127  
3047 AT Rotterdam  
The Netherlands  
T.: +31-(0)10 - 203 06 00  
E: info@enraf-nonius.nl  
www.enraf-nonius.com

MANUMED

# MANUMED OPTIMAL 3-SECTION

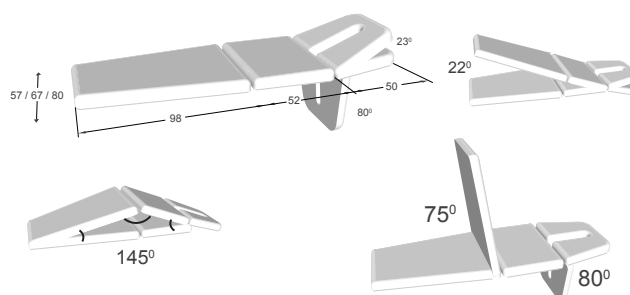
## MANUMED OPTIMAL 3-SECTION WITHOUT FLEXION POSITION



### Type

- 212 3-section without flexion-position, hydraulic H/L
- 222 3-section without flexion-position, electric H/L

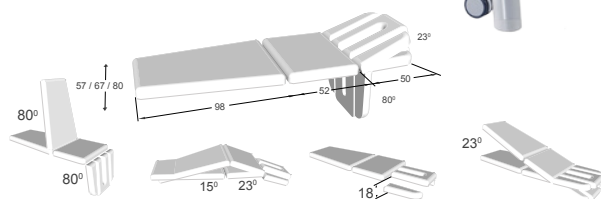
## MANUMED OPTIMAL 3-SECTION WITH FLEXION POSITION



### Type

- 213 3-section, gasspring supported flexion-position, hydraulic H/L
- 243 3-section, electric flexion-position and electric H/L

## MANUMED OPTIMAL 3-SECTION WITH FLEXION POSITION AND WITH ADJUSTABLE ARM SECTIONS



### Type

- 214 3-section, head-section with adjustable arm sections, without flexion position, hydraulic H/L
- 224 3-section, head-section with adjustable arm sections, without flexion-position, electric H/L
- 215 3-section, head-section with adjustable arm sections, gasspring supported flexion position, hydraulic H/L
- 245 3-section, head-section with adjustable arm sections, with electric flexion position, electric H/L

## TECHNICAL SPECIFICATIONS

- Size tabletop (lxw): 204 x 67 cm (optional 57 or 80 cm width)
- Height adjustment: 47-100 cm electric  
47-97 cm hydraulic
- Lifting time (min.-max.): approximately 18 sec.
- Lifting capacity: 200 kg  
(electrical motor optional 250 kg)
- Power supply: 120/230VAC 50/60 Hz
- Current consumption: 2.0 A max.

NOTE: ALL-AROUND OPERATION IS AN OPTION.



# MANUMED COLOURS

A matching Enraf-Nonius couch for every interior. As in other practices, a pleasant ambience is important in physiotherapy practices. Clients must feel comfortable in the room where they are being treated. As each practice is furnished differently and has its own colour scheme, we regard it as important for the treatment couches to fit in with your look and feel. That is why we can manufacture our treatment couches in several frame and upholstery colours. Our imitation leather upholstery contains no phthalates and is flame retardant – a unique combination that makes this material suitable for medical use!




## NATURAL




811  
volcano black



850  
walnut




851  
sand



886  
leaf



888  
snow



## LIFESTYLE




410  
anthracit



406  
petrol



407  
cherry



408  
terracotta




409  
skin




## EXECUTIVE




012  
black




213  
grey




199  
lavender




204  
sirius blue



169  
cornflower  
blue



170  
baby blue



### Frame colours



Ral 7035  
grey



Ral 9005  
black



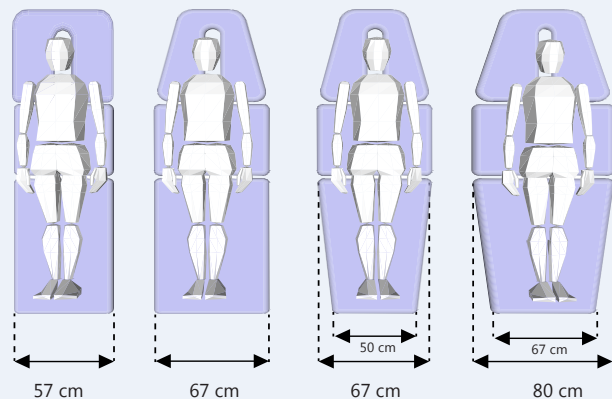
Ral 9010  
white

# OPTIONS<sup>(1)</sup> MANUMED OPTIMAL 3-SECTION

## UPHOLSTERY OPTIONS

Section Width	Standard 4 cm thick	DeLuxe 6 cm thick	Extra hard 4 cm thick	Extra soft 4 cm thick	Trapezium shaped leg section	Rectangular shaped leg section
57cm	s	o	o	o	x	s
67 cm	s	o	o	o	s	o
80 cm	s	o	o	o	s	x

s = standard o = optional x = not available



## FOAM DENSITY:

Standard: 38 Kg/m<sup>3</sup>

DeLuxe: 38 Kg/m<sup>3</sup>

Extra hard: 70 Kg/m<sup>3</sup>

Extra soft: 4 cm 38 Kg/m<sup>3</sup> + 1,5 cm 30 Kg/m<sup>3</sup>




## NOSE-HOLE

A. Oblong nose-hole including plug (standard)

B. Triangular shaped nose-hole (optional) excluding plug, please order separately 1550813

C. No nose-hole (optional)



## HEIGHT ADJUSTMENT

A. Hydraulic types 212 / 213 / 214 / 215

B. Electric (222 / 243 / 224 / 245) Footswitch (standard)

C. Electric (222 / 243 / 224 / 245) All-around (optional)



## LIFTING CAPACITY

A. Electric - max. 200 kg (standard)

B. Electric - max 250 kg (optional)


C. Hydraulic max 200 kg



## OPTIONAL FEATURES

A. Ergo-wings (only for 67 cm width)

B. Safety switch



(1) = NOTE: Please order options together with the couch because of modification of the couch during production

# ACCESSORIES MANUMED OPTIMAL 3-SECTION

## PAPER ROLL HOLDER AND PAPER ROLLS

3450104	Paper roll holder for Manumed Optimal, for 50 & 60 cm rolls, mounted under foot-section
3450105	Paper roll holder for Manumed Optimal, for 50 & 60 cm rolls, mounted under headsection
3445280	Paper roll stand (floor type) for 50 & 60 cm rolls
3445278	Paper roll, width 50 cm, roll-length 150 m, per 5 rolls
3445279	Paper roll, width 60 cm, roll-length 150 m, per 5 rolls



3450104



3450105



3445280



3445279 / 3445278



## FIXATION ACCESSORIES

3xxx035	Shoulder/neck support, set of 2 (available in different colours, see previous pages)
3450036	Clamp for fixation horn 3xxx035 (2 pieces)
3xxx031	Pelvic support incl. mounting bracket (available in different colours, see previous pages)
3496187	Fixation rail for fixation horn armpit or gynaecological set: (1550810 / 1550805 / 3xxx028)*
3XXX028	Armpit fixation horn (available in different colours, see previous pages)

\* Only for couches 213, 215, 243 und 245



3xxx035



3450036



3xxx031



3496187



3XXX028



## FIXATION STRAPS

3445023	Fixation strap with velcro fastener 120 cm
3445014	Fixation strap with velcro fastener 160 cm
3445015	Fixation strap with velcro fastener 240 cm
3445475	Fixation strap with safety lock 250 cm
3445474	Fixation strap with safety lock 350 cm



3445023



3445014 / 3445015



3445474 / 3445475



# ACCESSORIES MANUMED OPTIMAL 3-SECTION

## STOOLS (AVAILABLE IN ALL COLOURS SHOWN BELOW)

3xxx010	Stool, height adjustable 40-53 cm
3xxx011	Stool, mobile, height adjustable 59-85 cm
3xxx012	Stool, mobile, provided with footrest, height adjustable 59-85 cm
3xxx013	Stool, mobile, anatomic seat, height adjustable 43-56 cm
3xxx020	Stool, mobile, saddle seat, height adjustable 59-85 cm



## ROLLS AND CUSHIONS (AVAILABLE IN ALL COLOURS SHOWN BELOW)

3xxx002	Halfroll, flat bottom, small, especially for the ankle	28x9x11 cm
3xxx003	Halfroll, flat bottom, large	56x16x18 cm
3xxx023	Massage roll	50x Ø15 cm
3xxx004	Neck cushion, hourglass type	30x15 cm
3xxx005	Massage cushion	30x28x8 cm
3xxx015	Wedge shaped cushion	50x30x15 cm
1550813	Plug for nosehole, triangular shaped (only available in black)	16,5 x 21 cm
3445297	Wedge shaped, Kaltenborn, rubber model (only available in black)	22,5 x 10,5 x 8,5
3446161	Support bag with sand 1,2 kg <sup>(1)</sup>	15x25 cm
3446162	Support bag with sand 2 kg <sup>(1)</sup>	18x27 cm
3446166	Support bag with sand 4 kg <sup>(1)</sup>	25x35 cm
3446167	Support bag with sand 7 kg <sup>(1)</sup>	30x45 cm

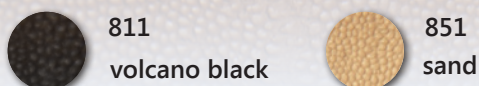
(1) = only available in grey




## EXECUTIVE



## NATURAL





## LIFESTYLE



# ACCESSORIES MANUMED OPTIMAL 3-SECTION

## COUCH COVERS

3445240	Couch cover, with a cutaway for the nose	blue
3445241	Couch cover, with a cutaway for the nose	bordeaux
3445242	Couch cover, with a cutaway for the nose	white
3445244	Couch cover, with a cutaway for the nose	jade
3445249	Couch cover, with a cutaway for the nose	dark grey
3445250	Couch cover, with a cutaway for the nose	royal blue
3445251	Couch cover, with a cutaway for the nose	camel
3445261	Couch cover, without a cutaway for the nose	blue
3445034	Couch cover, without a cutaway for the nose	bordeaux
3445267	Couch cover, without a cutaway for the nose	white
3445262	Couch cover, without a cutaway for the nose	jade
3445248	Couch cover, without a cutaway for the nose	dark grey
3445247	Couch cover, without a cutaway for the nose	royal blue
3445252	Couch cover, without a cutaway for the nose	camel
3445259	Elastic straps for couch cover with clip fittings at both ends, set of 3	



## GYNAECOLOGY ACCESSORIES\*

3496187	Fixation rail for fixation horn armpit or gynaecological set: (1550810 / 1550805 / 3xxx028)
1550810	Gynaecological Comfort set
1550805	Gynaecological set

\* Only for couches 67 cm wide with flexion position



3496187



1550810



1550805

## MISCELLANEOUS

3450067	Raising set (30 mm)
---------	---------------------



3450067

