

MANUMED OPTIMAL 2-SECTION



With the Manumed Optimal 2-section treatment couch you have the modern Manumed Optimal quality couch at your disposal. Robust in appearance and simple to operate. Stable and durable.

Less is more with the Manumed Optimal 2-section couch. The 2-part head section, the 2-part head section with separate arm supports and the 2-part back section offer a full range of options to the therapist looking for an uncomplicated couch for safe treatment.



*"Easy change from sitting to lying position.
Ideal for electrotherapy treatment."*



- 2 (up to 4) adjustable sections
- Load capacity up to 200 kg (optional 250 kg)
- Head section folds down completely for better access of the cervical region
- Optimally positioned handles
- Long nose hole, allowing proximal or distal movement of the patient even when lying in prone position
- Optional a triangular nose hole or without nose hole
- Wheel raising mechanism for easy movement of the couch
- Height can be adjusted hydraulically (no mains lead needed) or electrically (very convenient, smooth and quick)
- Completely relaxed starting position in the face-down position with separate head section with adjustable arm rests (optional)

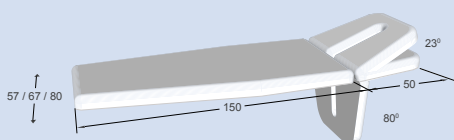


ENRAF-NONIUS B.V.
Vareseweg 127
3047 AT Rotterdam
The Netherlands
T: +31-(0)10 - 203 06 00
E: info@enraf-nonius.nl
www.enraf-nonius.com

MANUMED OPTIMAL 2-SECTION



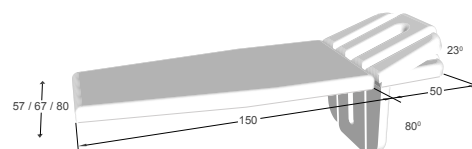
MANUMED OPTIMAL 2-SECTION, HEAD-SECTION



Type

- 311 2-section, head-section hydraulic H/L
- 321 2-section, head-section electric H/L

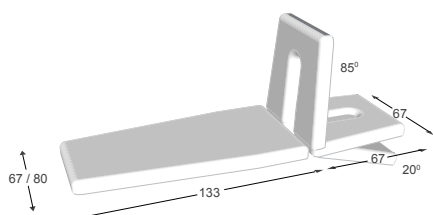
MANUMED OPTIMAL 2-SECTION, HEAD-SECTION WITH ADJUSTABLE ARM SECTIONS



Type

- 313 2-section, head-section with adjustable arm sections, hydraulic H/L
- 323 2-section, head-section with adjustable arm sections, electric H/L

MANUMED OPTIMAL 2-SECTION, BACK SECTION



Type

- 312 2-section, back-section, hydraulic H/L
- 322 2-section, back-section, electric H/L

TECHNICAL SPECIFICATIONS

| | |
|---------------------------|--|
| Size tabletop (lxw): | 201 x 67 cm (optional 57 or 80 cm width) |
| Height adjustment: | 45-95 cm (backsection) 47-97 cm (headsection) |
| Lifting time (min.-max.): | approximately 18 sec. |
| Lifting capacity: | 200 kg (electrical model optional 250 kg) |
| Power supply: | 120/230VAC 50/60 Hz |
| Current consumption: | 2.0 A max. |

NOTE: ALL-AROUND OPERATION IS AN OPTION.



MANUMED COLOURS

A matching Enraf-Nonius couch for every interior. As in other practices, a pleasant ambience is important in physiotherapy practices. Clients must feel comfortable in the room where they are being treated. As each practice is furnished differently and has its own colour scheme, we regard it as important for the treatment couches to fit in with your look and feel. That is why we can manufacture our treatment couches in several frame and upholstery colours. Our imitation leather upholstery contains no phthalates and is flame retardant – a unique combination that makes this material suitable for medical use!




NATURAL



811



850




851



886



888



LIFESTYLE



410
anthracit



406
petrol



407
cherry



408
terracotta




409
skin




EXECUTIVE



012
black




213
grey




199
lavender



204
sirius blue



169
cornflower
blue



170
baby blue



Frame colours



Ral 7035
grey



Ral 9005
black



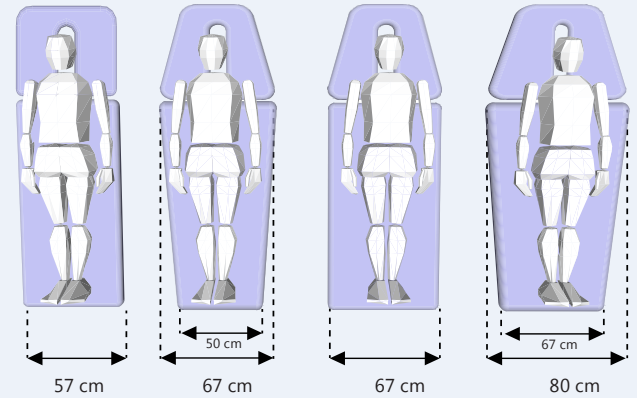
Ral 9010
white

OPTIONS⁽¹⁾ MANUMED OPTIMAL 2-SECTION

UPHOLSTERY OPTIONS

| Section Width | Standard 4 cm thick | DeLuxe 6 cm thick | Extra hard 4 cm thick | Extra soft 4 cm thick | Trapzium shaped leg section | Rectangular shaped leg section |
|---------------|---------------------|-------------------|-----------------------|-----------------------|-----------------------------|--------------------------------|
| 57cm | s | o | o | o | x | s |
| 67 cm | s | o | o | o | s | o |
| 80 cm | s | o | o | o | s | x |

s = standard o = optional x = not available



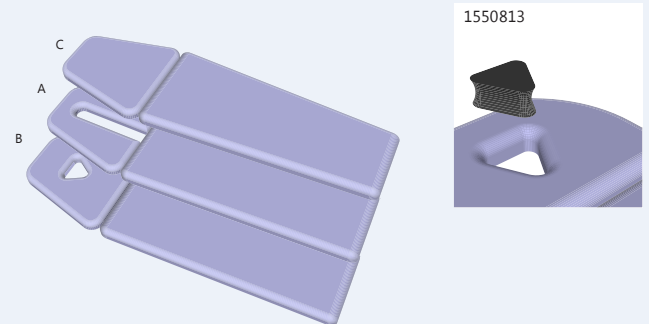
FOAM DENSITY:

Standard: 38 Kg/m³
 DeLuxe: 38 Kg/m³
 Extra hard: 70 Kg/m³
 Extra soft: 4 cm 38 Kg/m³ + 1,5 cm 30 Kg/m³



NOSE-HOLE

- A. Oblong nose-hole including plug (standard)
- B. Triangular shaped nose-hole (optional) excluding plug, please order seperately 1550813
- C. No nose-hole (optional)



HEIGHT ADJUSTMENT

- A. Hydraulic (311 / 312 / 313)
- B. Electric (321 / 322 / 323) Footswitch (standard)
- C. Electric (321 / 322 / 323) All-around (optional)




LIFTING CAPACITY

- A. Electric - max. 200 kg (standard 321 / 322 / 323)
- B. Electric - max 250 kg (optional 321 / 322 / 323)
- C. Hydraulic - max 200 kg (311 / 312 / 313)



OPTIONAL FEATURES

- A. Safety switch)



(1) = NOTE: Please order options together with the couch because of modification of the couch during production

ACCESSORIES MANUMED OPTIMAL 2-SECTION

PAPER ROLL HOLDER AND PAPER ROLLS


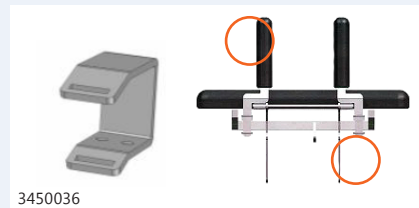
| | |
|---------|---|
| 3450104 | Paper roll holder for Manumed Optimal, for 50 & 60 cm rolls, mounted under foot-section (not for type 312, 322) |
| 3450105 | Paper roll holder for Manumed Optimal, for 50 & 60 cm rolls, mounted under headsection |
| 3450065 | Paper roll holder foot-section for type 312, 322 |
| 3445280 | Paper roll stand (floor type) for 50 & 60 cm rolls |
| 3445278 | Paper roll, width 50 cm, roll-length 150 m, per 5 rolls |
| 3445279 | Paper roll, width 60 cm, roll-length 150 m, per 5 rolls |



3445279 / 3445278

FIXATION ACCESSORIES

| | |
|---------|--|
| 3xxx035 | Shoulder/neck support, set of 2 (available in different colours, see previous pages) |
| 3450036 | Clamp for fixation horn 3xxx035 (2 pieces) ¹ |
| 3XXX028 | Armpit fixation horn (available in different colours, see previous pages) |



FIXATION STRAPS

| | |
|---------|--|
| 3445023 | Fixation strap with velcro fastener 120 cm |
| 3445014 | Fixation strap with velcro fastener 160 cm |
| 3445015 | Fixation strap with velcro fastener 240 cm |
| 3445475 | Fixation strap with safety lock 250 cm |
| 3445474 | Fixation strap with safety lock 350 cm |



ACCESSORIES MANUMED OPTIMAL 2-SECTION

STOOLS (AVAILABLE IN ALL COLOURS SHOWN BELOW)

| | |
|---------|---|
| 3xxx010 | Stool, height adjustable 40-53 cm |
| 3xxx011 | Stool, mobile, height adjustable 59-85 cm |
| 3xxx012 | Stool, mobile, provided with footrest, height adjustable 59-85 cm |
| 3xxx013 | Stool, mobile, anatomic seat, height adjustable 43-56 cm |
| 3xxx020 | Stool, mobile, saddle seat, height adjustable 59-85 cm |



ROLLS AND CUSHIONS (AVAILABLE IN ALL COLOURS SHOWN BELOW)

| | | |
|---------|--|-------------------|
| 3xxx002 | Halfroll, flat bottom, small, especially for the ankle | 28x9x11 cm |
| 3xxx003 | Halfroll, flat bottom, large | 56x16x18 cm |
| 3xxx023 | Massage roll | 50x Ø15 cm |
| 3xxx004 | Neck cushion, hourglass type | 30x15 cm |
| 3xxx005 | Massage cushion | 30x28x8 cm |
| 3xxx015 | Wedge shaped cushion | 50x30x15 cm |
| 1550813 | Plug for nosehole, triangular shaped (only available in black) | 16,5 x 21 cm |
| 3445297 | Wedge shaped, Kaltenborn, rubber model (only available in black) | 22,5 x 10,5 x 8,5 |
| 3446161 | Support bag with sand 1,2 kg ⁽¹⁾ | 15x25 cm |
| 3446162 | Support bag with sand 2 kg ⁽¹⁾ | 18x27 cm |
| 3446166 | Support bag with sand 4 kg ⁽¹⁾ | 25x35 cm |
| 3446167 | Support bag with sand 7 kg ⁽¹⁾ | 30x45 cm |

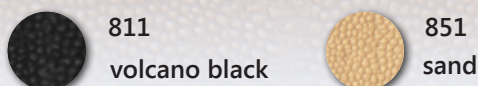
(1) = only available in grey




EXECUTIVE



NATURAL





LIFESTYLE



ACCESSORIES MANUMED OPTIMAL 2-SECTION

COUCH COVERS

| | | |
|---------|--|------------|
| 3445240 | Couch cover, with a cutaway for the nose | blue |
| 3445241 | Couch cover, with a cutaway for the nose | bordeaux |
| 3445242 | Couch cover, with a cutaway for the nose | white |
| 3445244 | Couch cover, with a cutaway for the nose | jade |
| 3445249 | Couch cover, with a cutaway for the nose | dark grey |
| 3445250 | Couch cover, with a cutaway for the nose | royal blue |
| 3445251 | Couch cover, with a cutaway for the nose | camel |
| 3445261 | Couch cover, without a cutaway for the nose | blue |
| 3445034 | Couch cover, without a cutaway for the nose | bordeaux |
| 3445267 | Couch cover, without a cutaway for the nose | white |
| 3445262 | Couch cover, without a cutaway for the nose | jade |
| 3445248 | Couch cover, without a cutaway for the nose | dark grey |
| 3445247 | Couch cover, without a cutaway for the nose | royal blue |
| 3445252 | Couch cover, without a cutaway for the nose | camel |
| 3445259 | Elastic straps for couch cover with clip fittings at both ends, set of 3 | |



MISCELLANEOUS

3450067 Raising set (30 mm)



3450067

